

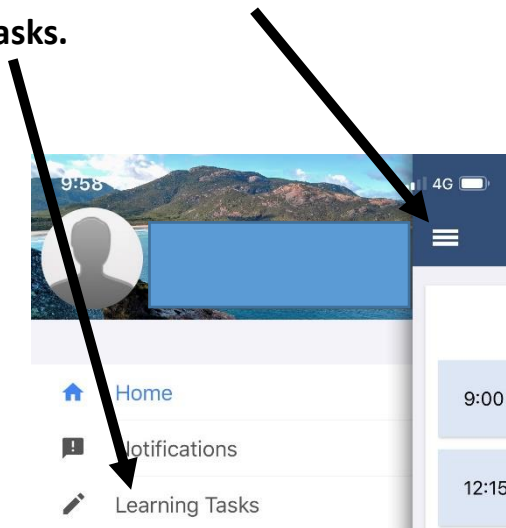
# Uploading Learning Tasks on an iPhone

(This also works for an iPad)

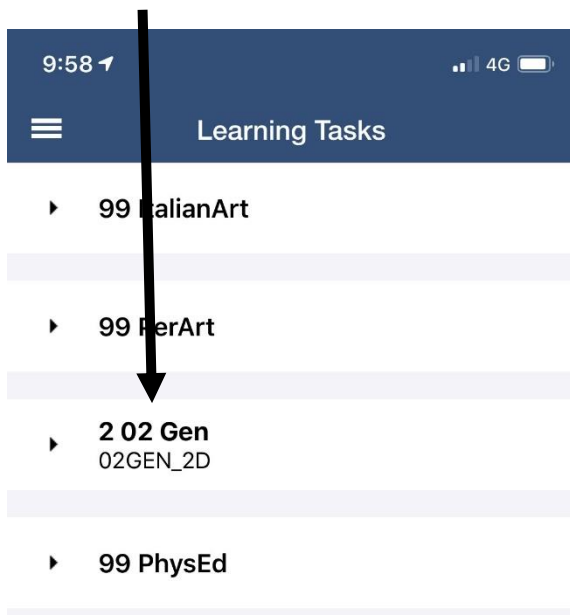
You will need to be logged in as your child. This example shows a student in 2D.

## Step 1:

Click on the 3 white lines on the top left corner and then click on learning tasks.



## Step 2: Click on 2 02 Gen.



**Step 3: Click on the day that you want to submit.**

▼ **2 02 Gen**  
02GEN\_2D

---

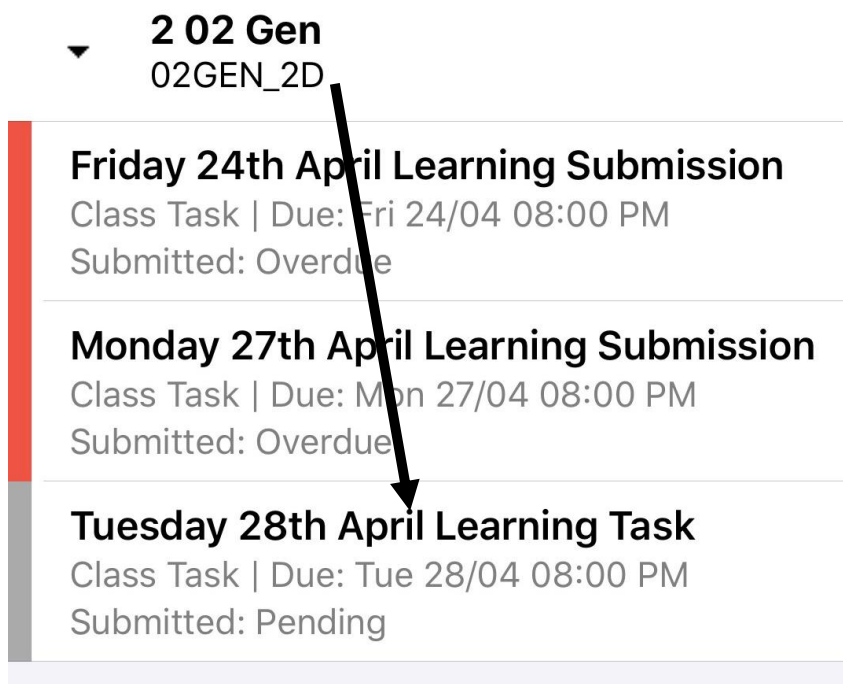
**Friday 24th April Learning Submission**  
Class Task | Due: Fri 24/04 08:00 PM  
Submitted: Overdue

---

**Monday 27th April Learning Submission**  
Class Task | Due: Mon 27/04 08:00 PM  
Submitted: Overdue

---

**Tuesday 28th April Learning Task**  
Class Task | Due: Tue 28/04 08:00 PM  
Submitted: Pending



**Step 4: Click on Submissions.** (This 'tab' can be hard to see.)

9:58 4G

< Tuesday 28th April Learning Task

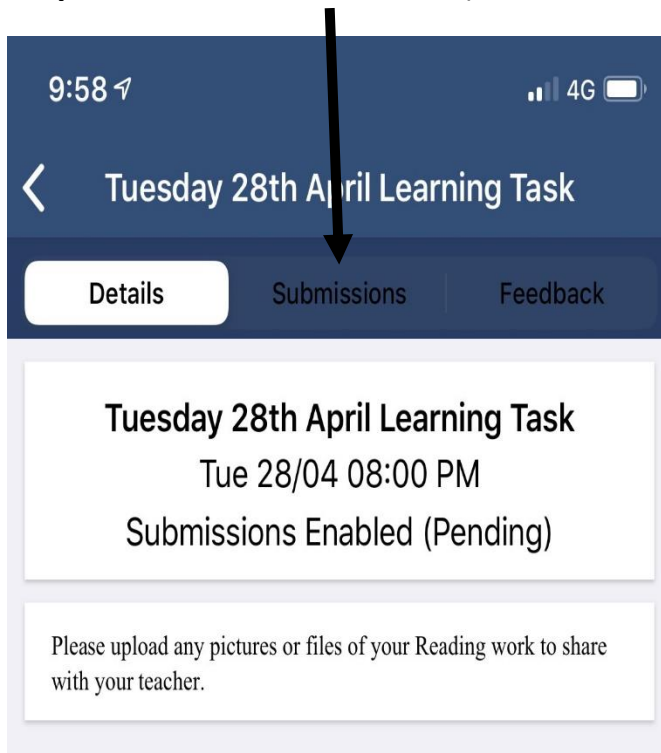
Details Submissions Feedback

---

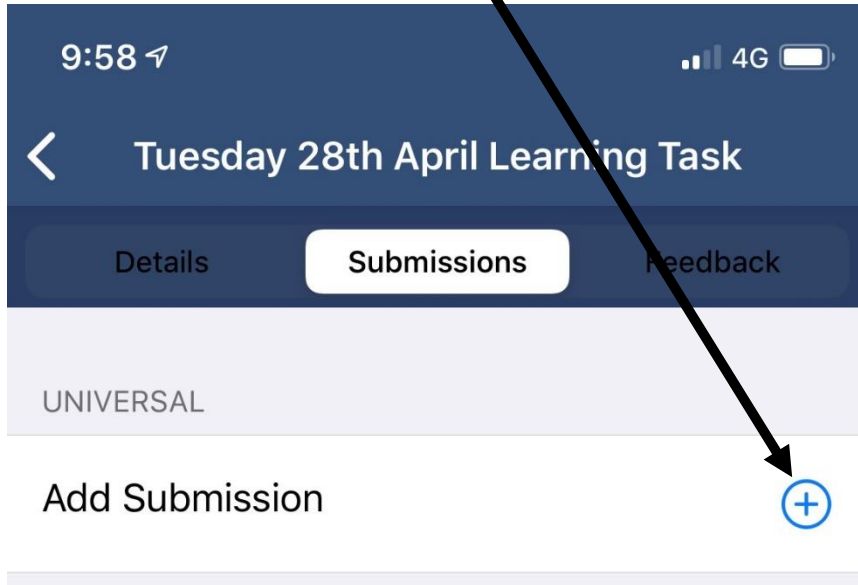
**Tuesday 28th April Learning Task**  
Tue 28/04 08:00 PM  
Submissions Enabled (Pending)

---

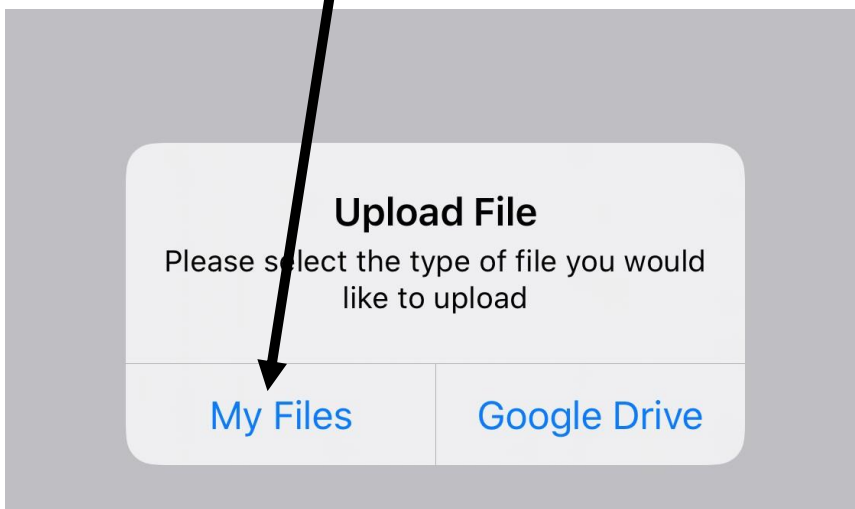
Please upload any pictures or files of your Reading work to share with your teacher.



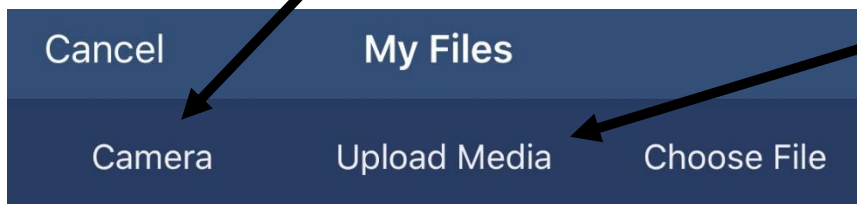
**Step 5: Click on the plus sign.**



**Step 6: Choose 'My Files'.**



**Step 7: Choose Camera if you need to take the photo,**

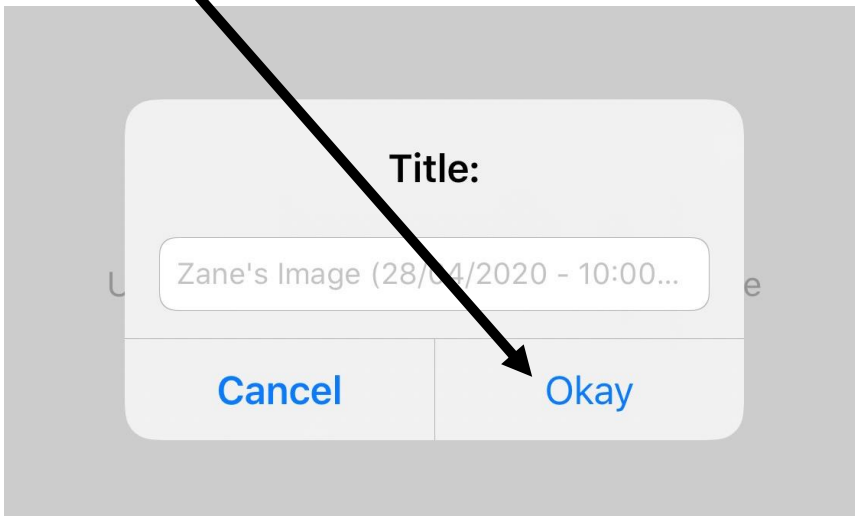


**or upload media if you have already taken the photo.**

You don't have any files here.

Upload a file by selecting an option above

**Step 8: Click Okay.**



**Step 9: This is what you will see after you have submitted.**

